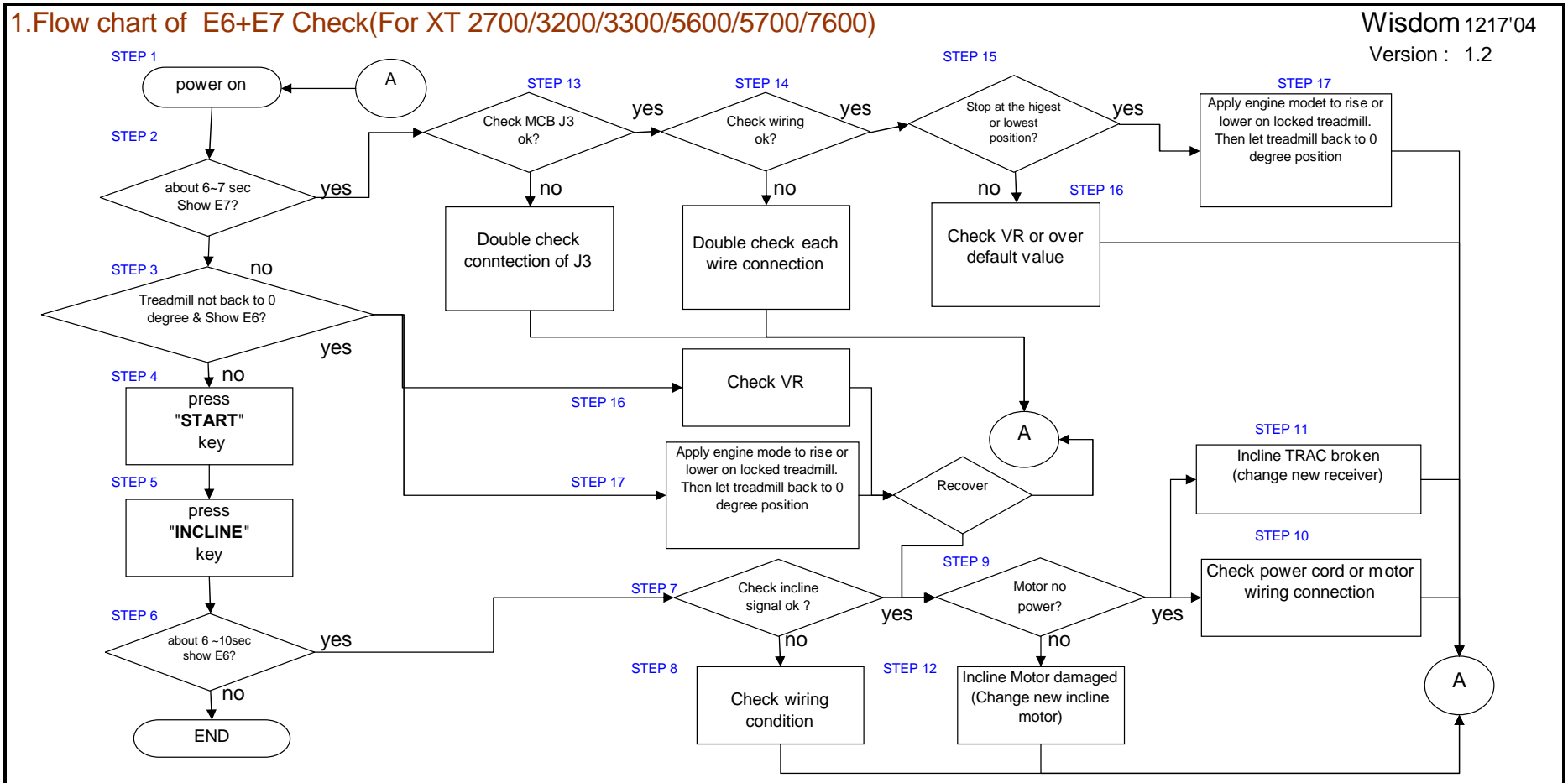


# Treadmill Trouble Shooting Guide(Error code check eliminate)

## Error code = E6+E7




# Treadmill Trouble Shooting Guide(Error code check eliminate)

## \*Explanation

STEP 1 : Power on---  
Power switch on , lights on & upper board reacts.

[RETURN](#)



STEP 2 : After 6-10 sec shows "E7".  
(Different location show s in different model.)

[RETURN](#)



STEP 3 : Treadmill not back to original position.

[RETURN](#)



STEP4 :Push "Start" to begin workout.

[RETURN](#)



# Treadmill Trouble Shooting Guide(Error code check eliminate)



# Treadmill Trouble Shooting Guide(Error code check eliminate)

STEP 5 : Push INCLINE "+" or "--" to adjust inclination.

[RETURN](#)



STEP 6 : After 6~10 sec shows "E6".

(Different location show s in different model.)


[RETURN](#)



STEP 7 : Check incline signal


(Incline - UP LED on , decline - DOWN LED on)

[RETURN](#)




STEP 8 : Check upper & lower wiring connection.

[RETURN](#)






# Treadmill Trouble Shooting Guide(Error code check eliminate)



# Treadmill Trouble Shooting Guide(Error code check eliminate)


STEP 9 : Check incline motor powercord connection.

[RETURN](#)




STEP 10 : Check incline motor powercord or check terminal connection as below picture.

[RETURN](#)



STEP 11 : Incline board TRAC broken . Change new board.

[RETURN](#)



STEP 12 : Incline motor broken , change new incline motor .

[RETURN](#)




## Treadmill Trouble Shooting Guide(Error code check eliminate)



# Treadmill Trouble Shooting Guide(Error code check eliminate)


STEP 13 : Incline board J3 connector in bad connection .

[RETURN](#)




STEP 14 : Check incline board J2 connection.

[RETURN](#)



STEP 15 : Treadmill stops at highest or lowest position.

[RETURN](#)



[RETURN](#)






# Treadmill Trouble Shooting Guide(Error code check eliminate)

STEP 16 : Check VR (Apply multimeter to check )

[RETURN](#)



STEP 17 : Use engine mode to back treadmill to original position.  
Push "Stop" then push "Incline" buttons.

[RETURN](#)

